

TRESPA® METEON®

Directionality

This document is intended to provide general recommendations only. Trespa provides these guidelines and all testing, code and design data for informational purposes only and strongly advises that the customer, project owner and architect seek independent advice from a certified construction professional and/or engineer regarding application and installation as well as compliance with design requirements, applicable codes, laws and regulations, and test standards. Please check your local codes and applicable design requirements for proper use.

General

The following aspects must receive attention when designing and installing Trespa® Miteon® panels.

Directionality (Focus, Lumen, Lumen Metallics, Metallics, Wood Decors and Naturals)

Directionality of the panel is an important feature to consider during the design and installation. In case of directionality, special measures need to be observed.

Whether Trespa® Miteon® panels feature a directional coloured surface depends on the colour, decor or finish.

- Uni Colours and Lumen Specular panels feature a **non-directional** surface (□ see table below) .
- Focus, Lumen Diffuse and Oblique, Lumen Metallics and Metallics, Naturals (NA & NM) and Wood Decors (NW) panels feature a **directional** surface (■ see table below).

The grain of Trespa® Miteon® Wood Decors runs the length direction of the panel.

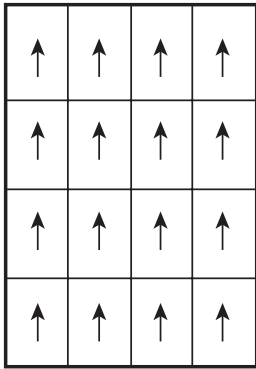
Table:

UNI COLOURS		METALLICS		WOOD DECORS		NATURALS			LUMEN			LUMEN		FOCUS	
(A)		(M)		(NW)		(NA)	(NM)	(NM)	(L)			(LM)		(C)	(CM)
									WITH METALLIC EFFECT			WITH METALLIC EFFECT		WITH METALLIC EFFECT	
SATIN (ST)	ROCK (RT)	SATIN (ST)	ROCK (RT)	SATIN (ST)	MATT (MT)	MATT (MT)	MATT-ROCK (MR)	MATT (MT)	DIFFUSE (DI)	OBLIQUE (OB)	SPECULAR (SP)	DIFFUSE (DI)	OBLIQUE (OB)	DIFFUSE (DI)	DIFFUSE (DI)
□	□										□				
		■	■	■	■	■	■	■	■	■		■	■	■	■

Single sided Trespa® Miteon® Panels that are directional haven been marked with arrows on the reverse side in order to indicate the direction in which the panel has been produced. When cutting panels to size, please temporarily mark the original production direction onto the visible side of each individual panel by using adhesive stickers. This will facilitate the fixing of the panels in the planned direction. Remove these stickers immediately after installation (Figure 1).

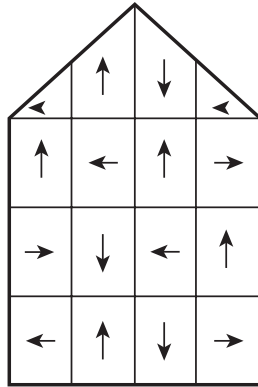
Special effects can be created by installing directional Trespa® Miteon® panels with random orientation (Figure 2). On the other hand, to achieve a more coherent appearance, install the panels in the same orientation (Figure 3).

Figure 1



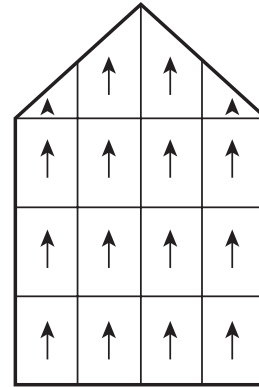
Panel

Figure 2

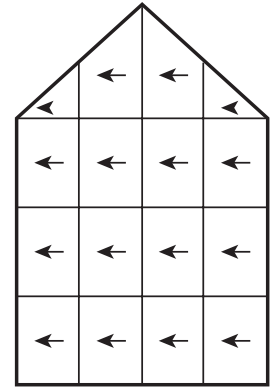


Project

Figure 3



Project



Project

Single batch ordering (Lumen Metallics and Metallics)

The quantity of Trespa® Miteon® Lumen Metallics and Metallics panels required for a project must be ordered as a single instruction in order to ensure a fully consistent and uniform appearance.

Fixing distances (Specular finish)

Based on the surface properties of Trespa® Miteon® Specular panels, fixing distances must be reduced compared to other finishes. For more details, please visit www.trespa.info

DISCLAIMER

This is a print generated by you from www.trespa.info ("Website"). By accessing the Website and printing this document you have accepted the Terms of Use of the Website. Please refer to the Website for all conditions that apply to this document. The system shown in this document may not be suitable for all applications and jurisdictions. We provide you with testing data and certification information for informational purposes only. We strongly recommend that you or any other user of this document obtains advice regarding compliance with design requirements, applicable codes, laws and regulations, and test standards from independent experts. Please check your local codes and design requirements for proper use. Trespa will not accept any liability in relation to your use of this document.

All intellectual property rights, including copyrights and other rights regarding the content of the Website and this print generated from the Website (including logos, trademarks, service marks, software, databases, audio, video, text and photographs) are owned by Trespa and/or its licensors. © Trespa, Meteon, Pura, Pura NFC, Athlon, Izeon, TopLab, TopLab^{PLUS}, TopLab^{PLUS ALIGN}, TopLab^{ECO-FIBRE}, TopLab^{VERTICAL}, TopLab^{BASE}, Trespa Essentials and Mystic Metallics, Virtuon and Volkern are registered trademarks of Trespa.

All oral and written statements, offers, quotations, sales, supplies, deliveries and/or agreements and all related activities of Trespa are governed by the Trespa General Terms and Conditions of Sale (Algemene verkoopvoorwaarden Trespa International B.V.) filed with the Chamber of Commerce (NL) on 9 May 2023 under number 24270677, which can be found on and downloaded from the Trespa website, www.trespa.com.

All oral and written statements, offers, quotations, sales, supplies, deliveries and/or agreements and all related work of Trespa North America, Ltd. are governed by the Trespa North America General Terms and Conditions of Sale, which can be found on and downloaded from the Trespa website, www.trespa.com/documentation. A copy of these general conditions of sale will be provided free of charge on request. All general terms and conditions other than the conditions mentioned above are dismissed and do not apply, regardless of whether such terms and conditions are referred to on requests for offers, offer confirmations, stationery and/or other documents of the other party, even if Trespa does not expressly object to such terms and conditions.